

AMAZING DEAL Nail art printer (15000 R)



Location **Gauteng, Pretoria**
<https://www.freeadsz.co.za/x-83270-z>













AMAZING DEAL VALUED AT R32000. Please Contact Angeline for more info and pictures

Unlimited Creativity

The NailJet Pro Z4 can apply millions of colors and virtually unlimited nail fashion. From mild to wild, there is something to please every taste. The only limiting factor is your imagination. Thousands of images are built into the system and you can even add your own artwork or digital photographs! Conservative images are fast and easy too, from French designs to subtle shadings and color gradients. Nail fashions may be enhanced with rhinestones, glitter or other artistic embellishments -- just use your imagination! With a NailJet Pro Z4 you can:

- * Match designer clothing and accessories colors and patterns on nails
- * Print photographs directly
- * Apply school and sports logos
- * Create French designs

 <p>AMAZING DEAL Nail art printer</p> <p>https://www.freeadsz.co.za/x-83270-z</p>	 <p>AMAZING DEAL Nail art printer</p> <p>https://www.freeadsz.co.za/x-83270-z</p>	 <p>AMAZING DEAL Nail art printer</p> <p>https://www.freeadsz.co.za/x-83270-z</p>	 <p>AMAZING DEAL Nail art printer</p> <p>https://www.freeadsz.co.za/x-83270-z</p>	 <p>AMAZING DEAL Nail art printer</p> <p>https://www.freeadsz.co.za/x-83270-z</p>	 <p>AMAZING DEAL Nail art printer</p> <p>https://www.freeadsz.co.za/x-83270-z</p>	 <p>AMAZING DEAL Nail art printer</p> <p>https://www.freeadsz.co.za/x-83270-z</p>	 <p>AMAZING DEAL Nail art printer</p> <p>https://www.freeadsz.co.za/x-83270-z</p>	 <p>AMAZING DEAL Nail art printer</p> <p>https://www.freeadsz.co.za/x-83270-z</p>	 <p>AMAZING DEAL Nail art printer</p> <p>https://www.freeadsz.co.za/x-83270-z</p>
--	---	---	---	--	---	---	---	---	---

-
1. Apply prep coats at the nail table.
 2. Select the desired nail fashion art and place the hand in the NailJet Pro Z4. The system automatically detects the size and shape of the nails. Push "Print".
 3. Apply sealer to protect the nail fashion design and add.