

Stand for sale in Rhenosterpoort Nature Reserve (740000 R)




Location

Gauteng, Bronkhorstspuit

<https://www.freeadsz.co.za/x-5894-z>

20 Hectare stand in 800 hectare Rhenosterpoort Nature Reserve for sale. Only 55 min drive from Pretoria in the Bronkhorstspuit/Groblersdal area. Property on the river of the stunning Wilge River. Fully stocked with game including Kudu, Giraffe, Waterbuck, Blue Wildebeest, Eland, Impala, Orix, etc. Adjacent to the well known Ezemvelo Nature Reserve. Architect designed plans available on request. (see photo of already designed)

PROPERTY FOR SALE



- 20 Hectare property in the beautiful 800 hectare Rhenosterpoort Nature Reserve
- Only 55 minutes drive from Pretoria, Bronkhorstspuit/Groblersdal area
- Property on the river of the stunning Wilge River
- Fully stocked with game including Kudu, Giraffe, Waterbuck, Blue Wildebeest, Eland, Impala, Orix etc.
- Adjacent to the well-known Ezemvelo Nature Reserve
- The Reserve most likely got its name from the Rhenosterpoort River, as the Wilge River was known as in the time of the "Zuid Afrikaanse Republiek"

• PRICE: R740 000

Contact: Evaldi 073 854 6506



Stand for sale in
Nieuwenpoort Nature
serve

<https://www.freadsz.co.za/x-5894>



Stand for sale in
Nanosterpoort Nature
serve

<https://www.freadsz.co.za/x-5894>



Stand for sale in
Nieuwenpoort Nature
serve

<https://www.freadsz.co.za/x-5894>



Stand for sale in
Nieuwpoort Nature
serve

<https://www.freadsz.co.za/x-5894>



Stand for sale in
enosterpoort Nature
serve

<https://www.freeadsz.co.za/X-5894>



Stand for sale in
Nosterpoort Nature
serve

<https://www.iteadusz.co.za/x-3034>




Stand for sale in
Penostepoort Nature
serve


<https://www.liccadaz.com/da/ru>



State	Year	Population	Area	Density	Urban	Rural	Total	Urban	Rural	Total
Alabama	1990	3,000,000	52,400	57.2	1,000,000	2,000,000	3,000,000	33.3	66.7	100.0
Alabama	2000	3,500,000	52,400	66.8	1,200,000	2,300,000	3,500,000	34.3	65.7	100.0
Alabama	2010	4,500,000	52,400	85.9	1,500,000	3,000,000	4,500,000	33.3	66.7	100.0
Alabama	2020	5,000,000	52,400	95.4	1,800,000	3,200,000	5,000,000	36.0	64.0	100.0
Alabama	2030	5,500,000	52,400	104.9	2,100,000	3,400,000	5,500,000	38.2	61.8	100.0
Alabama	2040	6,000,000	52,400	114.5	2,400,000	3,600,000	6,000,000	40.0	60.0	100.0
Alabama	2050	6,500,000	52,400	124.0	2,700,000	3,800,000	6,500,000	41.5	58.5	100.0
Alabama	2060	7,000,000	52,400	133.6	3,000,000	4,000,000	7,000,000	42.9	57.1	100.0
Alabama	2070	7,500,000	52,400	143.1	3,300,000	4,200,000	7,500,000	44.0	56.0	100.0
Alabama	2080	8,000,000	52,400	152.7	3,600,000	4,400,000	8,000,000	45.0	55.0	100.0
Alabama	2090	8,500,000	52,400	162.2	3,900,000	4,600,000	8,500,000	45.9	54.1	100.0
Alabama	2100	9,000,000	52,400	171.8	4,200,000	4,800,000	9,000,000	46.7	53.3	100.0
Alabama	2110	9,500,000	52,400	181.3	4,500,000	5,000,000	9,500,000	47.4	52.6	100.0
Alabama	2120	10,000,000	52,400	190.8	4,800,000	5,200,000	10,000,000	48.0	52.0	100.0
Alabama	2130	10,500,000	52,400	200.4	5,100,000	5,400,000	10,500,000	48.6	51.4	100.0
Alabama	2140	11,000,000	52,400	210.0	5,400,000	5,600,000	11,000,000	49.1	50.9	100.0
Alabama	2150	11,500,000	52,400	219.6	5,700,000	5,800,000	11,500,000	49.6	50.4	100.0
Alabama	2160	12,000,000	52,400	229.2	6,000,000	6,000,000	12,000,000	50.0	50.0	100.0
Alabama	2170	12,500,000	52,400	238.7	6,300,000	6,200,000	12,500,000	50.4	49.6	100.0
Alabama	2180	13,000,000	52,400	248.3	6,600,000	6,400,000	13,000,000	50.8	49.2	100.0
Alabama	2190	13,500,000	52,400	257.8	6,900,000	6,600,000	13,500,000	51.1	48.9	100.0
Alabama	2200	14,000,000	52,400	267.4	7,200,000	6,800,000	14,000,000	51.4	48.6	100.0
Alabama	2210	14,500,000	52,400	276.9	7,500,000	7,000,000	14,500,000	51.7	48.3	100.0
Alabama	2220	15,000,000	52,400	286.5	7,800,000	7,200,000	15,000,000	52.0	48.0	100.0
Alabama	2230	15,500,000	52,400	296.0	8,100,000	7,400,000	15,500,000	52.3	47.7	100.0
Alabama	2240	16,000,000	52,400	305.6	8,400,000	7,600,000	16,000,000	52.5	47.5	100.0
Alabama	2250	16,500,000	52,400	315.1	8,700,000	7,800,000	16,500,000	52.8	47.2	100.0
Alabama	2260	17,000,000	52,400	324.7	9,000,000	8,000,000	17,000,000	53.0	47.0	100.0
Alabama	2270	17,500,000	52,400	334.2	9,300,000	8,200,000	17,500,000	5		

$$Z = \frac{1}{\sqrt{2\pi}} e^{-\frac{1}{2}x^2}$$


enosterpoort Nature
serve

$$Z_{\text{eff}} = \frac{Z}{\sqrt{1 + \frac{Z}{\Lambda_{\text{eff}}}}}$$


enosterpoort Nature
serve

$$Z^{\ast}$$