

Koi Spawning Brushes (145 R)













Location **Gauteng, Johannesburg**
<https://www.freeadsz.co.za/x-202869-z>



Fish Breeding Made Simple!

If you have never bred fish before, you will be amazed how simple it can be with the help of the Brush Solutions' Spawning Brush. Place the brushes just below the water level, one above the other, at the edge of the pond. This will encourage the fish to spawn, which usually happens in the early hours of the morning. It is best to put the brushes in filtered water of the same temperature. Note: Our spawning brushes are made from a soft material that won't harm your fish. Our Spawning Brushes are available in various sizes and are manufactured with 2 looped ends to protect the fish from getting scratched. Contact us today for a free quotation. Courier services available.

| | | | | | | | | | |
|--|---|---|---|--|---|---|---|---|---|
|  <p>Koi Spawning Brushes https://www.freeadsz.co.za/x-202869-z</p> |  <p>Koi Spawning Brushes https://www.freeadsz.co.za/x-202869-z</p> |  <p>Koi Spawning Brushes https://www.freeadsz.co.za/x-202869-z</p> |  <p>Koi Spawning Brushes https://www.freeadsz.co.za/x-202869-z</p> |  <p>Koi Spawning Brushes https://www.freeadsz.co.za/x-202869-z</p> |  <p>Koi Spawning Brushes https://www.freeadsz.co.za/x-202869-z</p> |  <p>Koi Spawning Brushes https://www.freeadsz.co.za/x-202869-z</p> |  <p>Koi Spawning Brushes https://www.freeadsz.co.za/x-202869-z</p> |  <p>Koi Spawning Brushes https://www.freeadsz.co.za/x-202869-z</p> |  <p>Koi Spawning Brushes https://www.freeadsz.co.za/x-202869-z</p> |
|--|---|---|---|--|---|---|---|---|---|