

VOLVO ALTERNATOR - XC70 3.2L 175KW B6324S 150A 12V (4995 R)



Location **Gauteng, Johannesburg**
<https://www.freeadsz.co.za/x-14076-z>

Volvo Alternator - XC70 3.2L 175KW B6324S 150A 12V OE 0121615009 6G9N10300XC 0121715009
 Nationwide Delivery - Door to Door

<http://www.onlinecarparts.co.za/en/electrical-electronic/25388-volvo-alternator-xc70-32l-175kw-b6324s-150a-12v-oe-0121615009-6g9n10300xc-0121715009.html>

This is a brand new, affordable OE Specification replacement product. 100% Factory tested and built to strict quality control standard to ensure high performance and guaranteed to deliver better fuel economy. Above picture for illustration purposes only.

Product Description

An automotive charging system is made up of three major components: the battery, the voltage regulator and an alternator. The alternator works with the battery to generate power for the electrical components of a vehicle, like the interior and exterior lights, and the instrument panel. An alternator gets its name from the term alternating current (AC). Alternators are typically found near the front of the engine and are driven by the crankshaft, which converts the pistons' up-and-down movement into circular movement. Alternators produce AC power through electromagnetism formed through the stator and rotor relationship. The electricity is channelled into the battery, providing voltage to run the various electrical systems.

?

Defective Symptoms

Alternators work tirelessly to produce electricity for the modern vehicle is subject to great wear and tear so it's not uncommon to find an alternator that's worn out. It's quite common for them to fail, and they can be replaced.

There are several signs that indicate a bad alternator. The dashboard lights will flicker or dim. If the engine comes on, the battery is fairly new and holds a charge well when tested, and you've ruled out an electrical short, then the problem might be the alternator.

Noise Inside the alternator are several parts that spin in order to produce the electrical current. When these parts become worn or break, the result is noise. It usually sounds like a rattling or clanging. Listen closely when the alternator is operating to see if you can notice any unusual sounds.


Dimmed or Flashed Accessories




VOLVO ALTERNATOR -
 XC70 3.2L 175KW B6324S
 150A 12V
<https://www.freeadsz.co.za/x-1407>



VOLVO ALTERNATOR -
 XC70 3.2L 175KW B6324S
 150A 12V
<https://www.freeadsz.co.za/x-1407>



VOLVO ALTERNATOR -
 XC70 3.2L 175KW B6324S
 150A 12V
<https://www.freeadsz.co.za/x-1407>



VOLVO ALTERNATOR -
 XC70 3.2L 175KW B6324S
 150A 12V
<https://www.freeadsz.co.za/x-1407>



VOLVO ALTERNATOR -
 XC70 3.2L 175KW B6324S
 150A 12V
<https://www.freeadsz.co.za/x-1407>




VOLVO ALTERNATOR -
 XC70 3.2L 175KW B6324S
 150A 12V
<https://www.freeadsz.co.za/x-1407>




VOLVO ALTERNATOR -
 XC70 3.2L 175KW B6324S
 150A 12V
<https://www.freeadsz.co.za/x-1407>



VOLVO ALTERNATOR -
 XC70 3.2L 175KW B6324S
 150A 12V
<https://www.freeadsz.co.za/x-1407>



VOLVO ALTERNATOR -
 XC70 3.2L 175KW B6324S
 150A 12V
<https://www.freeadsz.co.za/x-1407>



VOLVO ALTERNATOR -
 XC70 3.2L 175KW B6324S
 150A 12V
<https://www.freeadsz.co.za/x-1407>

Normally, when you turn on any accessory such as the dashboard lights, radio or blinkers, the accessory is powered indirectly by the alternator, which keeps the battery charged. When the alternator is bad, however, it cannot produce enough electricity to operate all electrical accessories at maximum capacity. The dash and headboard lights thus may dim, signal lights may operate slowly and music players may not function.

Jumps

The alternator is responsible for keeping the charge of the battery high. When it doesn't operate properly, the battery voltage may drop too low to start the car. If you find that your car has needed jumps lately or that it frequently goes completely dead, then the alternator may be the.